





Practical guide for International Students

Partnership



Table of contents



- 01** Présentation
- 02** French administrative procedures
- 03** Health
- 04** Accommodation
- 05** French bank account and mobile phone
- 06** Preparing your budget
- 07** Administrative registration at the IT
- 08** Welcome to Beziers!
- 09** Student life in Béziers!
-  Join us on social medias

1 Présentation

Welcome to the University Institute of Technology in Béziers !

The IUT Béziers is a part of the University of Montpellier, in Occitanie. IUT Béziers welcomes 580 students.

Located in a fast-developing area, you will find nearby Paul Valéry University (Arts, Letters, Language, Human and Social Sciences), an University restaurant, the Library André Malraux, students residences and many shops.

IUT Béziers
3 place du 14 juillet
34500 Béziers
0033+ 4 67 11 60 00



The IUT Béziers has a recent infrastructure with the last innovative technological tools and offers technical courses in three-years undergraduate degrees.

IUT Béziers is certified AFAQ ISO 9001 V2015 for administrative registrations for diplomas.

[Our website](#)

Equipment and Tools at the IUT Béziers

IUT Béziers has innovative teaching facilities:

- Learning Lab
- Living Lab: coffee machines, creative relaxation, Music'Hall, co-working spaces
- Web Radio / Web TV studio
- Fab Lab - Production area (3D printer, laser cutters ...)
- Studio Méliès (green background room)

[Have a look on our innovative facilities](#)



IUT Béziers has tools for each department:

“Business & Marketing” department: telemarketing and computer rooms.



“Multimedia & Internet Careers” department: a film studio with green background, a video editing room and a radio studio.



“Networks and Telecommunications” department: computer rooms, radio and optical telecoms equipment, IT server, SpaceLab.



“Robotics et AI” department: robotics, automation and supervision rooms.



2

French administrative procedures

1 – Admission to the IUT

You will be nominated by your University.

Once you are accepted, the International Student Office will send you an admission letter.

Business & Marketing department offer a large selection of courses en English. However, it is also possible to follow courses in French. Level B2 is required.


2 – Apply for a Visa

AS SOON AS YOU ARE ADMITTED
VERY IMPORTANT STEP



European students do not need to apply for a visa

Non European students belongs “Études en France platform”:



1/ The International Relation Assistant will inform “Campus France” about our partnership and will give student’identity information. Student will receive an email from “Campus France”.



2/ The student will create an account on “Études en France” platform then apply for a student visa.

**ÉTUDES
EN FRANCE**

[Create my account on “Etudes en France” platform](#)


**CAMPUS
FRANCE**

[Interview with Campus France](#)


GOUVERNEMENT
*Liberté
Égalité
Fraternité*

France-Visas

Le site officiel des visas pour la France

[Apply for a Long stay visa](#)



RÉPUBLIQUE
FRANÇAISE

Liberté
Égalité
Fraternité



THE PLATFORM ÉTUDES EN FRANCE

The online procedure to manage
the admission process

I am applying

(My program is on Études en France)

-  1 I create my account on Études en France
-  2 I apply (1 single file with language tests, if necessary)
-  3 I pay the administrative fees
-  4 I have an individual interview with my Campus France office
-  5 I am accepted and make my final choice
-  6 I apply for a visa on France-Visas and I benefit from a 50% reduction
-  7 I prepare for my stay in France

I am accepted

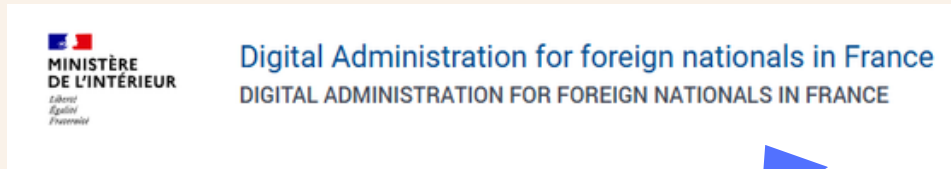
(My program is not on Études en France)

-  1 I create my account on Études en France
-  2 I pay the administrative fees
-  3 I have an individual interview with my Campus France office
-  4 I apply for a visa on France-Visas and I benefit from a 50% reduction
-  5 I prepare for my stay in France

3 — On arrival in France, Visa validation

Within 3 months of your arrival in France, it's **MANDATORY** to validate your VLS-TS visa in order to obtain a Residence Permit

[I VALIDE my Visa](#)



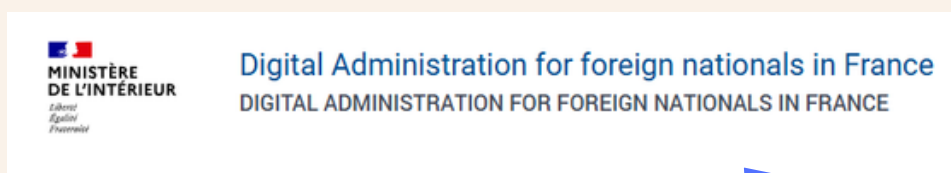
WHEN TO COME IN FRANCE?

We advise you to arrive a week before the semester starts to get settle with your administrative formalities and be ready when classes start.


4 — Renew the Residence Permit

2 MONTHS BEFORE THE EXPIRY DATE, you have to apply for a renewal.

[I renew my Residence Permit](#)



Need help



The International Student Office is here to help you with all your formalities:
iutb-international@umontpellier.fr

The “Welcome desk for International Students” is also here to advise
and help you with formalities:



BUDDY SYSTEM!

To make your integration smoother and your experience more enjoyable, you will be supported by students from the Business International program.

They will be available to answer your questions, assist with practical matters and introduce you to student life at the IT.



French Social Security

In France, it's **MANDATORY** to register to the Social Security for non-European students. This system reimburses up to 60% of medical expenses.

- European students: Apply for an European Health Insurance Card (EHIC) from your country.

- Non-European students: Mandatory to apply to



IMPORTANT INFORMATION

Please note that the French administrative formalities (Social Security) can be long. We suggest to take a private insurance (from your country) for the 1st month in France



English

MEMO FOR INTERNATIONAL STUDENTS

As soon as you get to France and have registered at your institute of higher education, follow the steps below to get coverage for your health care expenses for the duration of your studies:



THE ETUDIANT-ETRANGER.AMELI.FR WEBSITE

To get French health insurance coverage, all new international students need to sign up online on: etudiant-etranger.ameli.fr



This dedicated website - available in French, English, and Spanish - and accessible through language assistance in Mandarin and Arabic - has been set up for international students to communicate directly with the French health insurance system.



NEED HELP?

Check out the tutorial in the "Help" section on etudiant-etranger.ameli.fr

3

ONCE YOUR REGISTRATION IS COMPLETE, THERE ARE A FEW ADDITIONAL STEPS TO MAKE SURE YOU RECEIVE YOUR REIMBURSEMENTS IN A QUICK AND CONVENIENT MANNER.



Create your personal **ameli** account on ameli.fr or using the ameli application



Apply for a health insurance card ("carte Vitale") and submit the required supporting documents

- Recent passport photo
- ID



Declare a doctor practicing in France as your **primary care physician** ("médecin traitant")

To maximize your reimbursements, the French healthcare system ("l'Assurance Maladie") recommends that you take out a supplementary health care policy.

You belong to the local health insurance fund ("CPAM") that covers your address. **YOU WILL ONLY BE ABLE TO REGISTER ONCE YOU HAVE ARRIVED IN FRANCE.**

Complementary Health Insurance “Mutuelle”

It's not mandatory to subscribe to a complementary health insurance but we do recommend it strongly because medical expenses are high in France.

We advise you to choose a Mutuelle that offers a civil liability valid for both your private and student life. That way, you'll be covered on your place of study and the place of your internship.

As example, Heyme Students mutuelle :



How to make an appointment with a doctor

Online appointment on the doctolib.fr website



Important numbers



15: the SAMU (Service d'Aide Médicale Urgente - Emergency Medical Service)

18: the Fire Brigade

17: the Police

3624: for a house-call doctor if you are too ill to travel. This service is available 24/7

112: European emergency number

Students support services

Prevention nurse

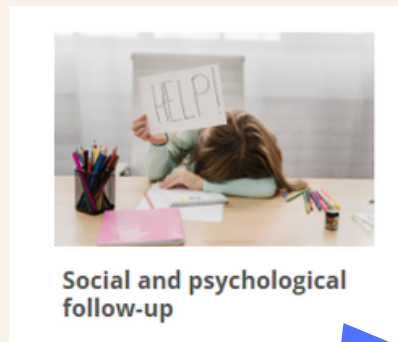


Éléonore DESIAGE

eleonore.desiage@univ-montp3.fr

04 67 31 89 21

Psychological counselling service



Social and psychological
follow-up



Harassment support service

All information are on the University of Montpellier's website

[HERE](#)



Accommodation

To find an accommodation in Béziers, you need to be organised and have sufficient financial resources.

Additional costs may be added:

- Deposit: The amount cannot exceed 2 months' rent. This deposit is used to cover any future breaches of the tenant's obligations (lack of repairs...)
- Agency fees, Administration fees
- Electricity bill
- Home insurance (MANDATORY)

STUDENT RESIDENCES



Résidence Emile Claparède

Located in the town centre and close to the train station.

All fees are included in the rent (e.g. home insurance, electricity, heating, housing tax, wifi...).

Rent: from 371€ to 495€ per month

Additional costs: administration fees, deposit

Guarantor: Visale or GarantMe (information next page).



Résidence Palo Alto - UXCO Student


Located 2 minutes' walk from the IUT.

Fully equipped accommodation. Water is included in the rent but not electricity neither home insurance.

Rent: from 455€ per month

Additional costs: administration fees, deposit, home insurance, electricity

Guarantor: GarantMe



Résidence Twenty Campus

7 minutes by bike from the IUT and 20 minutes by public transport.

Fully equipped accommodation. All fees are included (e.g. electricity, heating, housing tax, wifi...).

Rent: from 460€ to 600€ per month

Additional costs: administration fees, deposit, home insurance



Résidence Zenitude

Located 4 minutes' walk from the IUT.

Fully equipped accommodation. Water, electricity, wifi are included

Rent: from 485€ per month

Additional costs: administration fees (150€), deposit, home insurance

CO LIVING – VILLA MARGUERITE

Fully renovated building with 7 high-end, furnished, and air-conditioned rooms.

Each room has its own bathroom with a toilet and a balcony.

Common areas: living room, fully equipped kitchen, laundry room with washer and dryer and air conditioning.

Included: internet, water, electricity, and gaz.

Contact: agnes.ardouin@yahoo.fr (english speaking)

 villa_marguerite_34500

FLATSHARE

To allow you to split the cost of rent. It also helps you settle into a new town and make friends more quickly.

www.appartager.com

www.lokaviz.fr

www.lacartedescolocs.fr

www.roomster.com

www.airbnb.fr



Beware of online scams

Housing information on our website:



FIND A GUARANTOR

Most accommodation will require you to have a GUARANTOR.

A guarantor is a third party who can take over your rent in the event of non-payment. This person must therefore have sufficient income to cover his/her personal expenses and your rent. The guarantor must have a proven income in France.

For international student, the landlord may require you to subscribe either GARANTME (payant) or VISALE (free of charge) organization.

These organizations will act as your guarantor.



Process with Garantme (paying organization):

- Step 1: You must register and apply for an eligibility certificate (free of charge). This document is required by the student residences.
- Step 2: Once your reservation is confirmed, pay Garantme organization and get “the guarantor certificate”.

HOUSING INSURANCE

It's MANDATORY to insure your home. You will be insured against damage such as a fire or water damage and you will also have the liability insurance.

You have to prove your housing insurance before to sign the rent contract. To find the housing insurance you can check on the internet. Most of student residences have partnerships with insurance companies.

Make sure that the "Civil Liability" is included in the Home Insurance (This document is requested for administrative registration at the IUT).

CHECK-IN // CHECK-OUT

Check in: You will do an "Etat des lieux" (condition of the premises). Together, with the landlord you will inspect every room and record your observation in this document. This very important step ensures that you and your landlord are in a agreement about the condition of your unit at the time you take possession of it.

Check out: Same process will be repeated when you will leave your apartment to discover wheter any damage occurred during your tenancy.



Please note that when you will decide to leave your lodging, you must notify your landlord in advance (generally a month in advance).

Most of student residence DO NOT PROVIDE bath and bed linen



ONLY FOR EUROPEAN STUDENTS

APPLY FOR HOUSING BENEFIT

APL – Aide Personnalisée au Logement

Once you have find your accommodation you can ask for housing benefit. Subject to eligibility, you can get a financial assistance.

This procedure is only online.

All information here



5

French bank account

A foreign student can open a bank account in any bank in France.

It can be very handy to get a bank account in France, in particular for paying bills and subscriptions (e.g. transportation, internet, phone...).

Mobile phone

There are 4 main mobile phone companies.

You can choose the deal that suits you the best: contract with/without mobile phone, pre-paid cards ...



6

Prepare your budget

You have to prepare your budget in advance to avoid unpleasant surprises when you move here.



Please note that to apply for a “Long Stay Visa” you have to prove that you have enough money on your bank account (circa 615€/months).

Student living expenses :

- As a part of our agreement, free of charge of tuition fees (178€) and free of charge of the Student Life and Campus Contribution (105€)
- Living expenses: accommodation, food, transportation, mobile phone, internet
- Insurance: In addition of your EHIC or French Social Security, you have to subscribe to a private insurance that covers you during all of your stay.
- Travel costs

Useful information on “Campus France” website:



7

Administrative registration at the IUT

You will receive an email with all information, but please find below the step by step for your enrollment at the IUT.

1/ Documents requested by the International Student office:

- Passport
- Visa
- EHIC / Insurance
- Graduation diploma / Transcripts (in French or in English or in Spanish)
- Civil liability insurance

- Learning agreement that must be validate by both Universities

2/ Appointment with International Relation Assistant

As soon as you know your arrival date, you have to book an appointment with International Student Office at the IUT.

You will need to fill out some administrative forms.



Édition of your student card

You are student at the IUT!

8

Welcome to Béziers !

Béziers is a city in the Hérault department (34) in the Occitanie région.

There are circa 80 815 inhabitants.

The town is 15km from the sea and 150km from the Pyrénées mountains.

The old town has historic monuments that you must discover!



IUT: [3 place du 14 juillet 34500 Béziers](#)

Public transportation

The IUT Béziers is a 20-minute walk for the train station.

THE BUSES:

Depending of your needs, you can buy single ticket or subscribe to a monthly card (monthly youth subscription 8€)

Bus stop to reach the IUT : Médiathèque - 14 juillet



THE TRAIN:

Useful if you want to go to Montpellier city or visit the region!



THE AIRPORT Béziers-Cap d'Agde:

The airport serves European cities



Student life in Béziers!

All information you need are on our website!

STUDENT LIFE

To get the most out of your university experience, you also need to take care of your day-to-day well-being. Accommodation, transportation, and food are all practical considerations that go beyond the scope of your studies, but which have a direct impact on your quality of life, success, and personal fulfillment.

The Béziers University Institute of Technology is here to guide you through these steps, providing you with practical information and personalized advice tailored to your needs.



Social and psychological follow-up



Going out, learning new things



Eating



Getting Around



Accommodation



Play sports



Join us on social medias



Contact us

International Student Office

Léa Durand

lea.durand@umontpellier.fr

iutb-international@umontpellier.fr

+00 33 4 67 11 60 16

Krista Duniach

Vice Dean for International Relations

krista.duniach@umontpellier.fr